



Physical Technical Testing Institute
Ostrava-Radvanice



(1) **Supplement No. 2 to
EC-Type Examination Certificate**

(2) **Equipment or Protective Systems Intended for use
in Potentially Explosive Atmospheres
Directive 94/9/EC**

(3) EC-Type Examination Certificate Number:

FTZÚ 03 ATEX 0025

(4) Equipment or protective system: **LPG dispensers,
type series BMP 2012.SID/LPG, 2022.SID/LPG**

(5) Manufacturer: **TATSUNO – BENČ EUROPE, a.s.**

(6) Address: **Pražská 2325/68, 678 01 Blansko, Czech Republic**

(7) This supplement of certificate is valid for: - modification of certified product
- prolongation of certificate validity

(8) Modification of certified apparatus (protective system) and any of its approved variants are specified in documentation, list of which is mentioned in schedule of this certificate.

(9) This supplement to type examination certificate is valid only for type examination of design and construction of product sample in accordance with Annex 3 Paragraph 6) of Directive No. 94/9/EC. The Directive contains another requirements, which manufacturer shall fulfil before products are place on market or introduce in service.

(10) Safety requirements of modified parts were fulfil by satisfying of following standards:

EN 14678-1:2006

(11) Marking of equipment designed according to this supplement shall contain symbols:


 **II 2G IIA T3**

(12) This type examination certificate (including supplement 1) is valid till:

31. 05. 2013

Responsible person:


Dipl. Ing. Šindler Jaroslav
Head of certification body



Date of issue: 21 of May 2008

Number of pages: 4

Page: 1/4

This supplement to certificate is granted subject to the general conditions of the Physical Technical Testing Institute.
This supplement to certificate may only be reproduced in its entirety and without any change, schedule included.



Physical Technical Testing Institute
Ostrava-Radvanice

(13)

Schedule

(14)

Supplement No. 2 to
EC-Type Examination Certificate N° FTZÚ 03 ATEX 0025

(15) Description of Equipment or Protective System:

The fuel dispensers type series BMP 2012.SID/LPG, BMP 2022.SID/LPG are intended for dispensing of liquid propane-butane (LPG) in fuel tank of cars.

The fuel dispenser construction consists of these basic modules:

- dispenser frame;
- LPG aggregate;
- electronic counter.

Design modification for dispenser consists in application of column in dispenser frame.

Classification of hazardous area in dispenser and outside of dispenser is defined in accordance with EN 14678-1:2006.

Inner space of hydraulic part housing

- zone 1

Outside space of hydraulic part housing and hose module up to distance of 50 mm upward top and up to distance 200 mm from top of dispenser in all direction as far as to ground level

- zone 2

Electronics housing is separated by vertical barrier type 1 providing degree of protection IP 67 and the housing provides degree of protection IP 54 according to EN 60 529

- inner space and outside area of this housing is non-hazardous area.

(16) Report No. : 03/0025 – supplement No. 2

(17) Special conditions for safe use: none

(18) Essential Health and Safety Requirements:


18.1 Essential health and safety requirement of Directive 94/9/EC, are covered in standard mentioned in (10).

18.2 The dispenser shall not to be installed in hazardous area, according to instruction for use No. TB 033-CZ.

Responsible person

Dipl. Ing. Šindler Jaroslav

Head of certification body



Date of issue: 21 of May 2008

Number of pages: 4

Page: 2/4

This supplement to certificate is granted subject to the general conditions of the Physical Technical Testing Institute.
This supplement to certificate may only be reproduced in its entirety and without any change, schedule included.



Physical Technical Testing Institute
Ostrava-Radvanice

(13)

Supplement No. 2 to

(14) **EC-Type Examination Certificate N° FTZÚ 03 ATEX 0025**

(19)


LIST OF DOCUMENTATION

- ◆ Column, assembly - drawing No. 211-1369 on 03.01.2008
- ◆ Manufacturer plate - drawing No. 411-2228 on 19.02.2007
- ◆ Dispenser dimensions - drawing No. 422-2427 on 12.01.2008
- ◆ Hydraulic schema - drawing No. 453-2427 on 12.01.2008
- drawing No. 453-2428 on 24.01.2008
- ◆ Production documentation - document No. TB 033-CZ on 04.04.2008

Responsible person:

Dipl. Ing. Šindler Jaroslav

Head of certification body



Date of issue: 21 of May 2008

Number of pages: 4

Page: 3/4

This supplement to certificate is granted subject to the general conditions of the Physical Technical Testing Institute.
This supplement to certificate may only be reproduced in its entirety and without any change, schedule included.



Physical Technical Testing Institute
Ostrava-Radvanice

(13)

Supplement No. 2 to

(14) **EC-Type Examination Certificate N° FTZÚ 03 ATEX 0025**

(20)

DISPENSER CODE MARKING

BMP 2012.SID/LPG

1 medium, 2 dispensing places, 1 common input of LPG

BMP 2022.SID /LPG

1 medium, 2 dispensing places, 2 independent inputs of LPG

(21) **ELECTRIC PARAMETERS:**

Supply voltage: - electronics 230 V ± 10 %; 50 Hz
 - lighting 230 V ± 10 %; 50 Hz
 - el. magnetic valve 230 V ± 10 %; 50 Hz


(22) **TECHNICAL PARAMETERS:**

Maximum filling rate	Q_{max}	$50 \text{ dm}^3 \cdot \text{min}^{-1}$
Minimum flow rate	Q_{min}	$5 \text{ dm}^3 \cdot \text{min}^{-1}$
Accuracy		± 1 %
Service pressure	p	1,7 MPa
Maximum service pressure	p_{max}	1,8 MPa
Rated pressure	p_N	2,5 MPa
Test pressure	p_Z	7,5 MPa
Nominal inner diameter		- input pipeline DN 19 (liquid phase LPG) - back pipeline DN 16 (gas phase LPG)
Ambient temperature T_A		- 20 °C ... + 50 °C
Service medium temperature		- 20 °C ... + 50 °C
Dispenser dimension:		960 (d) x 520 (h) x 1600 (w) mm

Responsible person:


Dipl. Ing. Šindler Jaroslav

Head of certification body



Date of issue: 21 of May 2008

Number of pages: 4

Page: 4/4

This supplement to certificate is granted subject to the general conditions of the Physical Technical Testing Institute.
This supplement to certificate may only be reproduced in its entirety and without any change, schedule included.