



EU-TYPE EXAMINATION CERTIFICATE

Number: TCM 141/07 - 4492

Addition 11

This addition replaces all previous versions of this certificate in full wording.

Page 1 from 21 pages

In accordance: with Directive 2014/32/EU of the European Parliament and of the Council on the harmonisation of laws of the Member States relating to the making available on the market of measuring instruments (implemented in Czech Republic by Government Order No. 120/2016 Coll.).

Manufacturer: TATSUNO EUROPE a.s.
Pražská 2325/68
678 01 Blansko
Czech Republic

For: AdBlue dispenser
type SHARK BMP 5xx.S/AdB, SHARK BMP 2xxx.S/AdB,
OCEAN BMP 4xxx.O/AdB, OCEAN BMS xx/AdB
Accuracy class 0.5
Mechanical environment class: M1 or M2
Electromagnetic environment class: E1 or E2

Valid until: 15 January 2027

Document No: 0115-CS-A005-07

Description: Essential characteristics, approved conditions and special conditions, if any, are described in this certificate.

Date of issue: 29 April 2025

Certificate approved by:



RNDr. Pavel Klenovský

1 Measuring device description

The SHARK BMP 5xx.S/AdB, SHARK BMP 2xxx.S/AdB, OCEAN BMP 4xxx.O/AdB and OCEAN BMS xx/AdB AdBlue dispensers are intended for measurement of AdBlue (32.5 % aqueous urea solution according to ISO22241 and DIN 70070) volumes as a legal measuring device in the sense of the Directive of the European Parliament and of the Council no. 2014/32/EU of measuring instruments, as amended. They are used for the refuelling of a separate storage tanks of motor vehicles with reduction of NO_x in exhaust gases of diesel engines SCR-technology (Selective Catalytic Reduction).

The measuring systems consist of a pump (remote or installed inside dispenser), non-return valve, filter, measurement transducer, electronic calculator with electronic or electromechanical totalizing indicating device, electromagnetic valve, sight glass (optional) and house with delivery nozzle. Hydraulic part of the dispenser is optionally equipped with an internal heater in order to heating the liquid to the temperature above 0 °C. These AdBlue dispensers can be equipped with pre-setting device optionally.

These measuring systems can be installed in one AdBlue dispenser and they can be connected to one electronic calculator only.

The pump has to be the submersible or placed under level of the liquid in the tank. A non-return valve has to be installed between the pump and AdBlue dispenser.

There is SHARK MOD 2xxx.S/AdB and OCEAN MOD 4xxx.O/AdB AdBlue module. The module consists of the same hydraulic described above, without electronic calculator. The module is to be connected to the SHARK BMP 2xxx.S or OCEAN BMP 4xxx.O fuel dispensers, which was certified separately.

The OCEAN BMSxx/AdB AdBlue dispenser (metrological part identical with OCEAN BMP 4xxx.O/AdB) could be installed into dispensing systems e.g. container dispensing system.

The SHARK BMP 2xxx.S/AdB and OCEAN BMP 4xxx.O/AdB AdBlue dispensers could be connected into independent Point of Sale or Paying terminal, which do not influence metrology parameters of measuring system.

These fuel dispensers are compatible with and may be connected to all self-service devices with proprietary protocols PDE, TATSUNO or other protocols notified in their evaluation / parts certificates as mentioned in below.

1.1. Measurement transducer

1.1.1. TATSUNO FM-1022 measurement transducer consists of a positive displacement measurement sensor with four pistons of cyclic volume 0.5 L, TATSUNO EK-1025 two-channel photoelectric transmitter (pulser) with 50 pulses / revolution or TATSUNO EK-1129 two-channel magnetic transmitter with 50 pulses / revolution and adjustment device (optional).

TATSUNO FM-1022 measuring transducer can be adjusted by varying of the strokes of one pair of pistons by the adjustment screw. The regulation is non-continual with steps 0.08 %. Maximum range of adjustment is about ± 1 %. Location of screw is protected by pin.

1.1.2 TATSUNO FF-1141 measuring transducer consists of a Lobe type positive displacement measuring sensor with cyclic volume 0.05 L and the ZE-1945 magnetic pulse transmitter with 5 pulses per revolution.

Measuring transducer was separately certified by Evaluation certificate No. ZR 141/17-0145 issued by CMI, Notified body 1383.

1.2. Calculator

These electronic calculators can be used alternatively.

1.2.1. There are two different models of TATSUNO PDEX electronic calculator. Model PDEDUOX can control two measuring systems and model PDEMPDX can control ten measuring systems maximally, two simultaneously. Calculator PDEX can operate separately or can be controlled by central system of filling station. It can communicate via RS485 by proprietary PDE or other protocols.

Approved software version: 1.03

W&M checksum 20260

This electronic calculator can be operated by buttons of IR module (remote control). It is necessary to change over value of number of pulses per L, which is stored in memory of calculator (parameter P 44) for electronic calibration. Access to electronic calibration is secured by DIP switch SW1-1 (location ON – up) with sealing cover.

1.2.2. There are two different models of TATSUNO TBELTx electronic calculator. Model TBELT2 can control two measuring systems and model TBELT4 can control four measuring systems at maximum, two simultaneously. Calculator TBELTx can operate separately or can be controlled by central system of filling station. It can communicate via RS485 by proprietary PDE or other protocols.

Approved software version: 1.01

W&M checksum 8CA4

This electronic calculator can be operated by four buttons keyboard. It is necessary to change over value of number of pulses per dm³, which is stored in memory of calculator (parameter P14, P15, P16 and P17) for electronic calibration. Access to electronic calibration is secured by DIP switch SW1-1 (location ON – up) with sealing cover.

1.2.3. There are two different models of TATSUNO PDEX5 electronic calculator. Model PDEX5S can control three measuring systems simultaneously and model PDEX5L can control ten measuring systems maximally, four simultaneously. Calculator PDEX5 can operate separately or can be controlled by central system of filling station. It can communicate via RS485 by proprietary PDE or other protocols. Approved versions of the metrological part of the software:

Version	CRC value
1.01	4493
1.02	DBD2FFA4
1.03	178FF92b

This electronic calculator can be operated by buttons of IR module (remote control). It is necessary to change over value of correction factor, which is stored in memory of calculator M6-P09 (menu 6, parameter P09) for manual electronic calibration or perform automatic calibration by the function M6-P15 (menu 6, parameter 15). Access to electronic and manual calibration is secured by DIP switch SW1-1 (location ON – up) with sealing cover.

Electronic calculator PDEX5 has been certified separately by the Evaluation certificate No. ZR141/18-0175 issued by CMI, Notified Body No. 1383. More detailed information about the PDEX5 calculator are to be found in this Evaluation certificate.

1.2.4. There is UNIDATAZ CDC electronic calculator with included card system used for self-service dispensing.

This electronic calculator can handle up to two nozzles, and is able to serve to one customer at a time only.

This electronic calculator can be equipped with ATC conversion function to converse the measured data to volume at a base temperature of 15 ° C for gasoline, diesel, LPG, heating oil and biofuels. There has connected certified temperature sensor Pt100.

This electronic calculator could be connected into independent Point of Sale or Paying terminal device which do not influence metrology parameters of measuring system.

Approved software version and W&M checksum: See bellow mentioned Evaluation certificate.

UNIDATAZ CDC electronic calculator was separately certified by Evaluation certificate No. ZR 141/10-0073 issued by CMI, Notified Body 1383.

1.2.5. Hectronic GmbH TA2331 electronic calculating and indicating device / self-service device was separately certified by Evaluation certificate No. GB-1286 issued by NWML, Notified Body 0126.

Approved Software version: Release II: „SW2331.75.110.xxx“; Release III: „SW2331.75.130.xxx“

Other information in the related Evaluation certificate.

1.2.6. Hectronic GmbH HECONOMY electronic calculating and indicating device / self-service devices were separately certified by Evaluation certificates No. A0445/4225/2012 and No. A0445/1718/2013 issued by BEV, Notified body 0445.

Approved Software version: 1.0.3.x; 1.0.4.x; 1.0.5.x; 1.0.6.x; 2.0.0.x; 1.1.7.x; 2.1.0.x

W&M checksum: FC DLL = 28D9; CON DLL = 946B

Other information in the related Evaluation certificate.

1.2.7. Männl Elektronik GmbH, Tankmanagementsystem ME-TMS electronic calculating and indicating device / self-service device was separately certified by Type certificate No. DE-M-PTB-0075 issued by PTB, Notified body 0102.

Approved Software version: 03.00

W&M checksum: (1D63)hex or (07523)dec

Other information in the related Evaluation certificate.

1.2.8 UNIDATAZ CDCII electronic calculator with included card system used for self-service dispensing.

This electronic calculator can handle up to two nozzles, and is able to serve to one customer at a time only.

This electronic calculator can be equipped with ATC conversion function to converse the measured data to volume at a base temperature of 15 ° C for gasoline, diesel, LPG, heating oil and biofuels. There has connected certified temperature sensor Pt100.

This electronic calculator could be connected into independent Point of Sale or Paying terminal device which do not influence metrology parameters of measuring system.

Software version and W&M checksum: See bellow mentioned Evaluation certificate.

UNIDATAZ CDCII electronic calculator was separately certified by Evaluation certificate No. ZR 141/22-0235 issued by CMI, Notified Body 1383.

1.3. Self-service device

The measuring systems may be connected to a Self service device provided that:

- a) the Self-service device is described in:
 - one of the Evaluation Certificates as mentioned below; or
 - any Parts Certificate issued by a Notified Body that acts under module B of the MID for ANNEX VII (MI -005);
- b) the following applies:
 - the connection is made in such a way that the presentation of the results meets the essential requirements of the MID; and
 - the connection is made through the interfaces with the specified protocols as mentioned in the TEC, and/or the EC/PC.

1.3.1 Hectronic GmbH HECSTAR and HECFLEET NT self-service devices were separately certified by Evaluation certificate No. A0445/2641/2011 issued by BEV, Notified body 0445.

1.3.2 NPS A/S, PAY SYS payment terminal separately certified by Evaluation certificate No. SC311-12 issued by SP, Notified body 0402.

1.3.3. ALX TECHNOLOGIES, EUROPILE and EUROPOLE self-service devices were separately certified by Evaluation certificates No. LNE-17492 and No. LNE-28279 issued by LNE, Notified body 0071.

1.3.4 MADIC INDUSTRIES, MADIC industries ELYS post-payment self-service device equipped with a data display and secured storage system certified by Evaluation Certificate No. LNE-22484 issued by LNE, Notified body 0071.

1.3.5. Doms ApS, PSS5000 forecourt controller and memory device, a purely digital self-service device certified by Parts Certificate No. SC0257-15 issued by RISE Research Institute of Sweden, Notified body 0402.

1.3.6. Knowtronic ApS, KT-OPT outdoor payment terminal including models "KT-Retail" and "KT-Account", a purely digital self-service device certified by Parts Certificate No. SC0099-18 issued by RISE Research Institute of Sweden, Notified body 0402.

1.3.7. Tokheim, Fuel POS self-service device for use as a part of fuel dispenser, LPG dispenser and/or other liquid dispensers (e.g. AdBlue) certified by Evaluation Certificate No. TC7346 issued by NMi Certin B.V., Notified body 0122.

1.3.8. DBA Lab S.p.A., GL+POS and GL+OPT self-service device for use as a part of fuel dispenser, LPG dispenser and/or other liquids dispensers (e.g. AdBlue) certified by Evaluation Certificate No. GB-1624 issued by NMO, Notified body 0126.

1.3.9. Ratio Elektronik GmbH, Ratio TDC 2 self-service device for fuel dispensers for the attended and unattended service mode certified by Evaluation Certificate No. A0445/2186/2015 issued by BEV, Notified body 0445.

1.3.10. Ciemme S.r.l., GL+ POS, Emme+ POS, GL+ OPT, Emme+ OPT self-service devices separately certified by Evaluation certificate No. TC12626 issued by NMi Certin B.V., notified body 0122.

1.3.11. Fortech S.r.l, Smart POS self-service device was separately certified by Evaluation certificate No. TC8419 and Part Certificate number TC8329 issued by NMi Certin B.V., Notified Body number 0122.

1.3.12. UNICODE SYSTEMS s.r.o., CardManager self-service device was separately certified by Evaluation certificate No. ZR 141-22-0232 issued by CMI, Notified Body number 1383.

1.4. Hose

- ELAFLEX AdBlue DN 16; maximum length 9 m (MMQ = 2 L)
- IVG Colbachini Spa, IVGBLUE – 20 bar WP 16 x 26, max. length 9 m (MMQ = 5 L)
- HYTEK, GFX-DDH, DN19 (3/4"), 7bar, max. length 8 m (MMQ = 2 L)

1.5. Nozzle

- ELAFLEX ZVA AdBlue, ZVA AdBlue LV
- PIUSI A60 AdBlue, SB325
- HYTEK, NOZA.SS, NOZA.SS.S, NOZA.SS.AB

2 Basic technical data

Measuring system type:	Standard	LV (light vehicles) *
Maximum flowrate Q_{\max} [L/min]	40	10
Minimum flowrate Q_{\min} [L/min]	4	2
Min. measured quantity MMQ [L]	2 / 5 **	2 / 5 **
Maximum unit price (number of digits)	9999 (4)	
Maximum price to pay (number of digits):	999999 (6)	
Type of display:	Electronic	
Type of liquids	AdBlue (32.5 % aqueous urea solution)	
Liquid temperature range	-10 to +30	
Maximum pressure [MPa]	0.4	
Accuracy class	0.5	
Ambient temperature range [°C]	-25 to +55 -40 to +50 with additional internal heating or with CDC electronic calculator	
Mechanical class	M1 (M2 with PDEX5 el. calculator)	
Electromagnetic class	E1 (E2 with PDEX5 el. calculator)	
Humidity	Condensing	
Location	Open	

*Note: Measuring system for LV contains a ZVA AdBlue LV dispensing nozzle that limits a max. flow rate to 10 L/min.

** Note: When installed Elaflex hose, MMQ = 2 L. When installed IVGBUE hose, MMQ= 5 L

3 Test

Technical tests of the SHARK BMP 5xx.S/AdB, SHARK BMP 2xxx.S/AdB and OCEAN BMP 4xxx.O/AdB AdBlue dispensers were performed in conformity with International Recommendation OIML R 117-1 *Dynamic measuring systems for liquids other than water*.

Test Report No. 6031-PT-P019-06 issued by CMI on 21 December 2006,
 Test Report No. 6015-PT-P006-08 issued by CMI on 25 April 2008 (PDEX extension),
 Test Report No. 6015-PT-P027-08 issued by CMI on 22 December 2008 (ADP/T extension),
 Test Report No. 6015-PT-P0002-10 issued by CMI on 28 April 2010 (TBE extension),
 Test Report No. 6015-PT-P0105-11 issued by CMI on 9 September 2011 (CDC extension),
 Test Report No. 6015-PT-P0019-13 issued by CMI on 20 June 2013,
 Test Report No. 6015-PT-P0005-17 issued by CMI on 9 January 2017,
 Test Report No. 6015-PT-P0049-17 issued by CMI on 20 June 2017,
 Test Report No. 6015-PT-P0059-20 issued by CMI on 11 December 2020,
 Test report No. 6011-PT-SW019-23 issued on 12th December 2023,
 Evaluation report No. 0511-ER-F024-25 issued by CMI on 28 April 2025.

4 The measuring device data

There are at least a following data on the measurement sensor, pulser, and the electronic calculator:

- Manufacturer's name, mark or trademark
- Type designation
- Serial number
- Alternatively other relevant characteristics (e.g. Q_{\max} , Q_{\min} , P_{\max} , liquids to be measured, MMQ, temperature range etc.)

There are following data on each measuring system:

- The "CE" marking and supplementary metrology marking
- Number of EU-type examination certificate
- Manufacturer's name, mark or trademark and post address
- Type designation
- Serial number and year of manufacture
- Accuracy class
- Minimum measured quantity (MMQ)
- Maximum flowrate (Q_{\max})
- Minimum flowrate (Q_{\min})
- Maximum pressure (P_{\max})
- Liquids to be measured
- Liquid temperature range
- Ambient temperature range
- Mechanical class
- Electromagnetic class

The name plate must be inseparably fixed to the construction and clearly visible in normal conditions of use.

There are following data on each face of indicating device visible to user during the operation:

- Unit of national currency (e.g. €), near price indication
- Unit of volume (ℓ or L or word Litre), near volume indication
- Unit price per litre (e.g. € / L or € / Litre), near unit price indication
- Information regarding the minimum measured quantity (MMQ)

All data are in an official language of country where the dispenser is put into operation.

5 Conditions for approval and sealing

Before putting into use it has to be verified that the fuel dispenser is in conformity with this certificate and meets its requirements.

It is recommended to perform the accuracy test at three flow rates:

- Q_{\max} or maximum attainable,
- 25% of Q_{\max} and
- Q_{\min} .

All measured errors have to be in range of tolerance $\pm 0.5\%$.

The DIP switch SW1-1 has to be set to position "ON" (up) and switch SW1-4 has to be set to position OFF in case of PDEX, PDEX5 and TBELTx electronic calculators.

The switch S3 has to be set to position "OFF" (position up) in case of CDC electronic calculator.

Each measuring system has to be sealed after the conformity assessment with positive result according to following description and pictures:

On the measurement transducer TATSUNO FM-1022:

- | | |
|--|----|
| a) Connection of transducer body with pistons covers | 1x |
| b) Connection of adjustment device pin (optional) with piston cover and type plate | 1x |
| c) Connection of transducer body with upper cover and pulser and totalizer if any | 1x |
| d) Connection of transducer body with bottom cover | 1x |

On the measurement transducer TATSUNO FF-1141:

- | | |
|---------------------------------------|----|
| a) Cover of the pulse transmitter | 1x |
| b) Body of the sensor against opening | 1x |

On the PDEX, PDEX5 TBELTx el. calculator:

- | | |
|---|----|
| e) Connection of calculator cover with calculator console and SW1 switch cover, if separate | 1x |
| f) Connection of cover of electromechanical totalizer with display mask | 1x |
| g) The type plate of calculator | 1x |

On the dispenser:

- | | |
|---|----|
| h) Connection of dispenser name plate with fuel dispenser frame | 1x |
| i) The symbol of relevant measuring system on the name plate | 1x |
| j) The fuel dispenser data sheet (identification of data on document) | 1x |

On the UNIDATAZ CDC electronic calculator:

- | | |
|---|----|
| k) Connection of S3 switch cover with CPU unit | 1x |
| l) Connection of CPU unit with calculator console | 1x |
| m) Connection of electromechanical totalizer to the frame | 1x |
| n) The type plate of calculator | 1x |

On the UNIDATAZ CDCII electronic calculator:

- | | |
|---|----|
| o) Cover plate of the METRO switch on the CDCII counter | 1x |
| p) Cover plate of the DIBO display board | 1x |
| q) Screw plates with the register (if fitted) | 1x |
| r) CDCSWITCH switch box (if fitted) | 2x |
| s) The manufacturing label and the counter mounting plate to the rack console | 2x |

On the Hectronic GmbH TA2331 calculating/indicating device/self-service device:

- | | |
|---|----|
| - Access to the calibration switch located on the CPU board is protected by metal cover | 1x |
|---|----|

On the Hectronic GmbH HECSTAR or HECFLEET NT self-service device:

- | | |
|---|----|
| - Type plate of the SSD on the case of the SSD shall be sealed. | 1x |
| - Metal plate covering the CPU-board "PC/104" and the I/O-board "EB104" | 1x |
| - Metal angle bracket, which protects the compact flash card against removal | 1x |
| - Each (optional) interface FCI 2040 shall be sealed by sealing two screws of the metal cover | 1x |

On the Hectronic GmbH HECPUMP calculating/indicating device/self-service device:

- | | |
|--|----|
| - Type plate of the SSD on the case of the SSD shall be sealed | 1x |
| - Compact flash disk shall be sealed against removal | 1x |
| - Each (optional) interface FCI 2040 shall be sealed by sealing two screws of the metal cover | 2x |
| - In the case when the SSD is connected to the pulsers of the fuel dispensers, the ingoing pulser lines shall be sealed by screw which fixes the cover on the interface FCI-2040 | 1x |

On the ALX Technologies EUROPOLE and EUROPILE self-service device:

- According to Evaluation certificates No. LNE-17492 and No. LNE-28279

On the Männli Elektronik GmbH Tankmanagement system ME-TMS self-service device:

- According to Type certificate No. DE-M-PTB-0075

On the NPS A/S PAY SYS outdoor terminal:

According to Evaluation certificate No. SC311-12

On the LAFON ELYS post-payment self-service device

- According to Evaluation Certificate No. LNE-22484

On the Doms ApS, PSS5000 forecourt controller and memory device, a purely digital self-service device

- According to Parts Certificate No. SC0257-15

On the Tokheim, Fuel POS self-service device

- According to Evaluations Certificate No. TC7346

On the. DBA Lab S.p.A., GL+POS and GL+OPT self-service device

- According to Evaluation Certificate No. GB-1624

On the Ratio Elektronik GmbH, Ratio TDC 2 self-service device

- According to Evaluation Certificate No. A0445/2186/2015

On the Ciemme S.r.l., GL+ POS, Emme+ POS, GL+ OPT, Emme+ OPT

- According to Evaluation Certificate No. TC12626

On the Fortech S.r.l, Smart POS self-service device

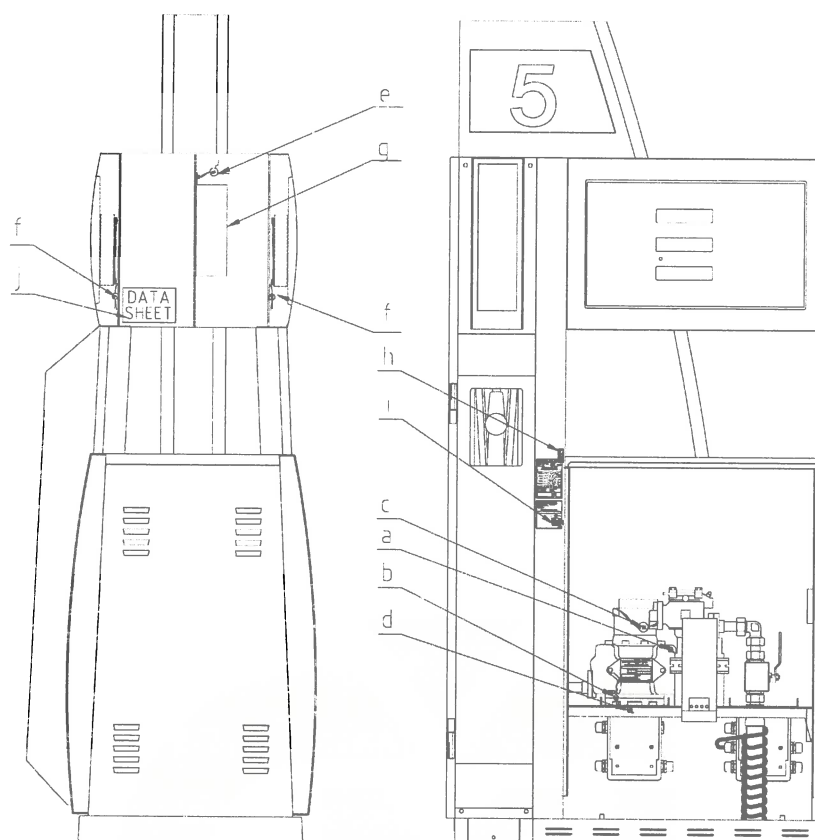
- According to Evaluation certificate No. TC8419 and Part Certificate number TC8329

On the UNICODE SYSTEMS s.r.o., CardManager self-service device

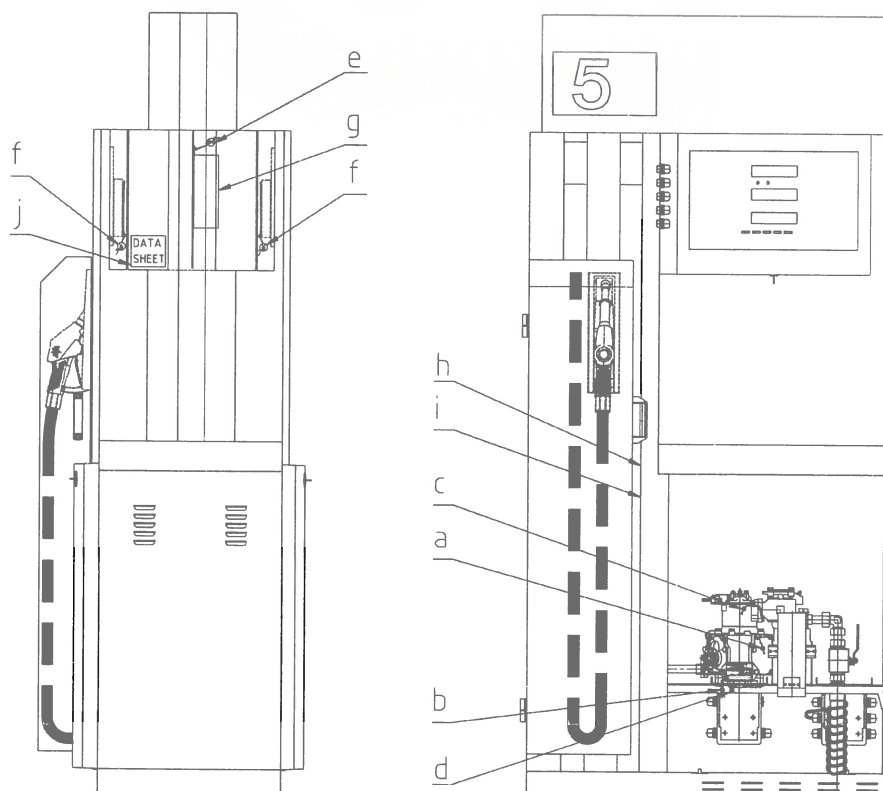
- According to Evaluation certificate No. ZR 141-22-0232

Additional sealing points beyond the requirements of OIML R 117-1 and WELMEC 10.6 can be used on special request of the local W&M authority.

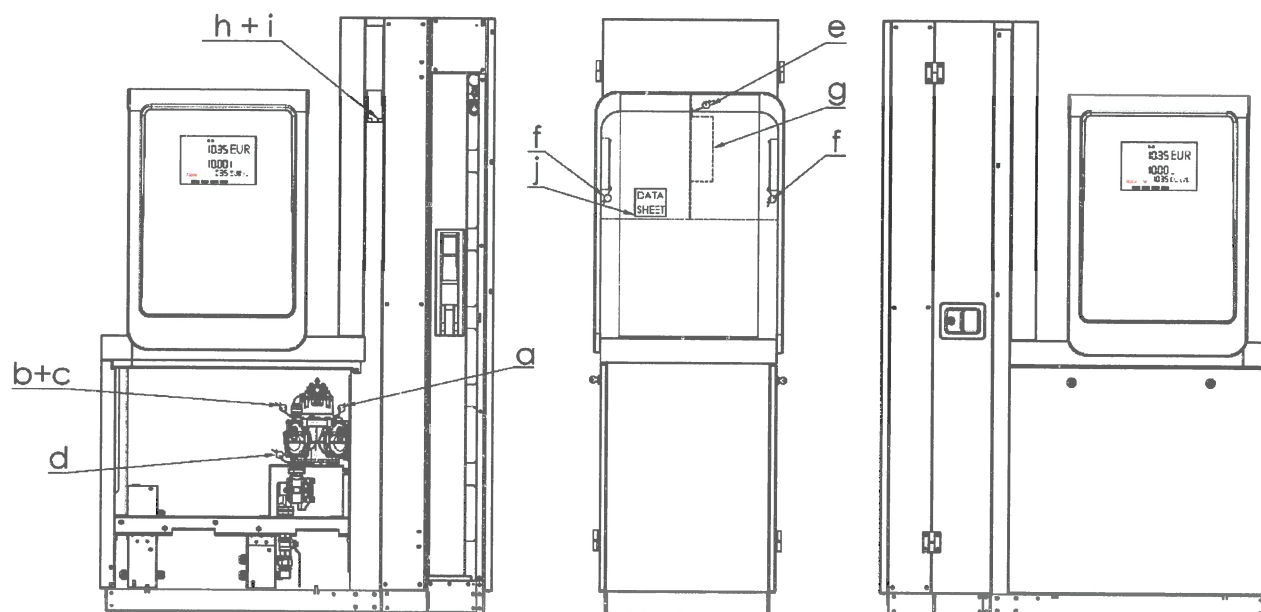
Picture No. 1: The sealing of SHARK BMP 2xxx.S/AdB AdBlue dispenser



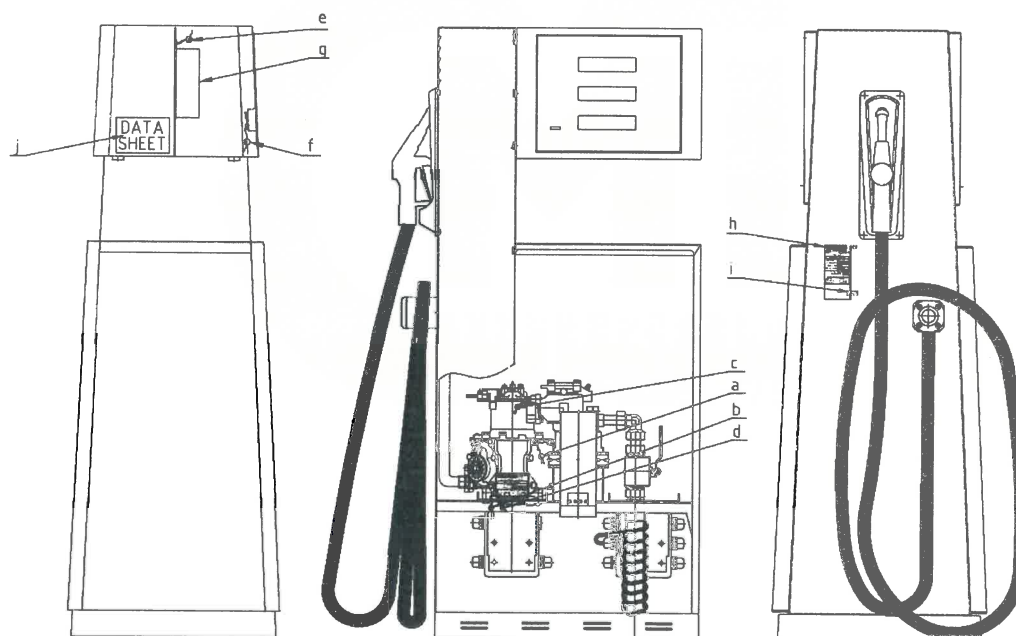
Picture No. 1a: The sealing of OCEAN BMP 4xxx.O/AdB AdBlue dispenser, version EURO



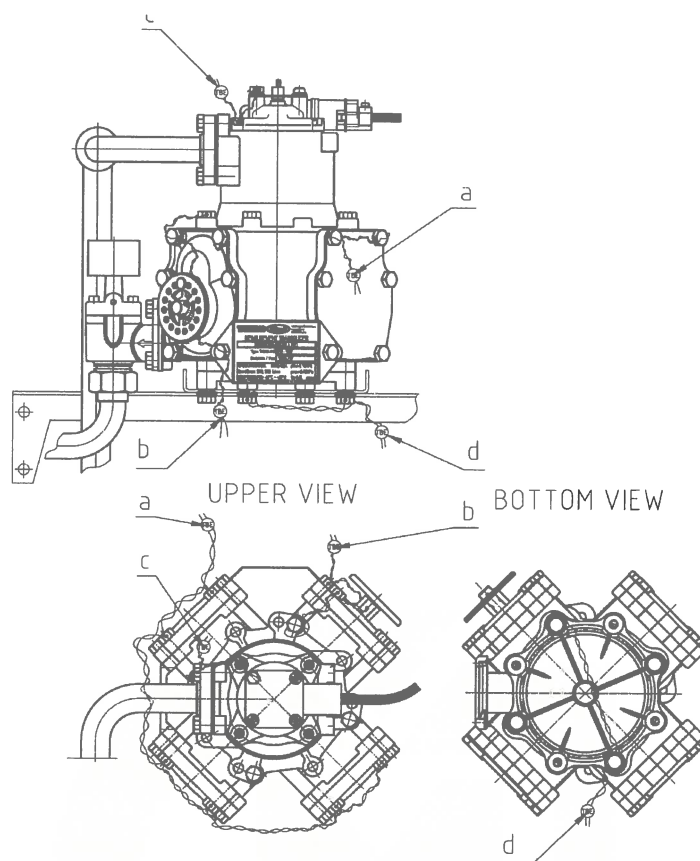
Picture No. 1b: The sealing of OCEAN BMP 4xxx.O/AdB AdBlue dispenser (version TOWER)



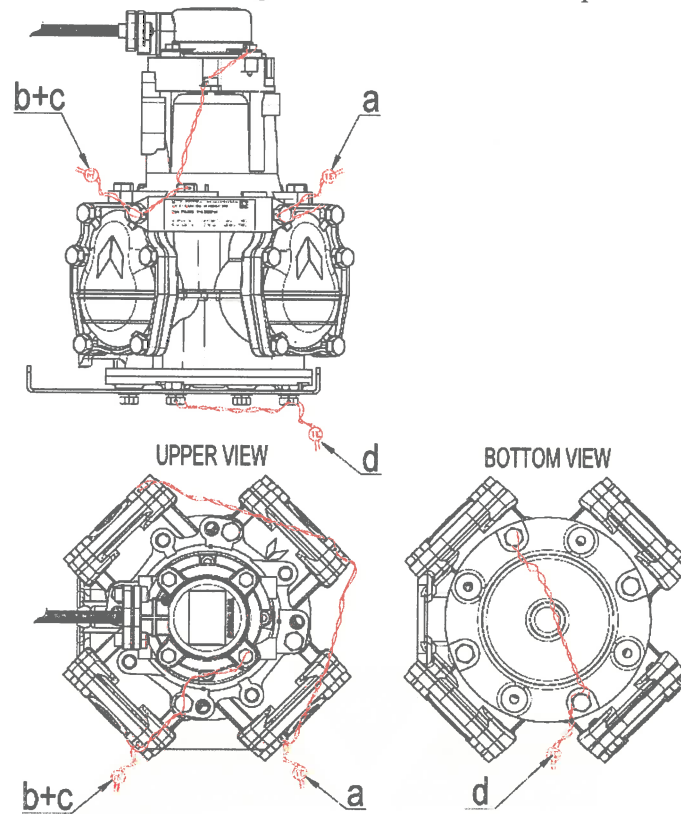
Picture No. 1c: The sealing of SHARK BMP 5xx.S/AdB AdBlue dispenser




Picture No. 2a: The sealing of FM-1022 measuring transducer with EK-1025 pulser



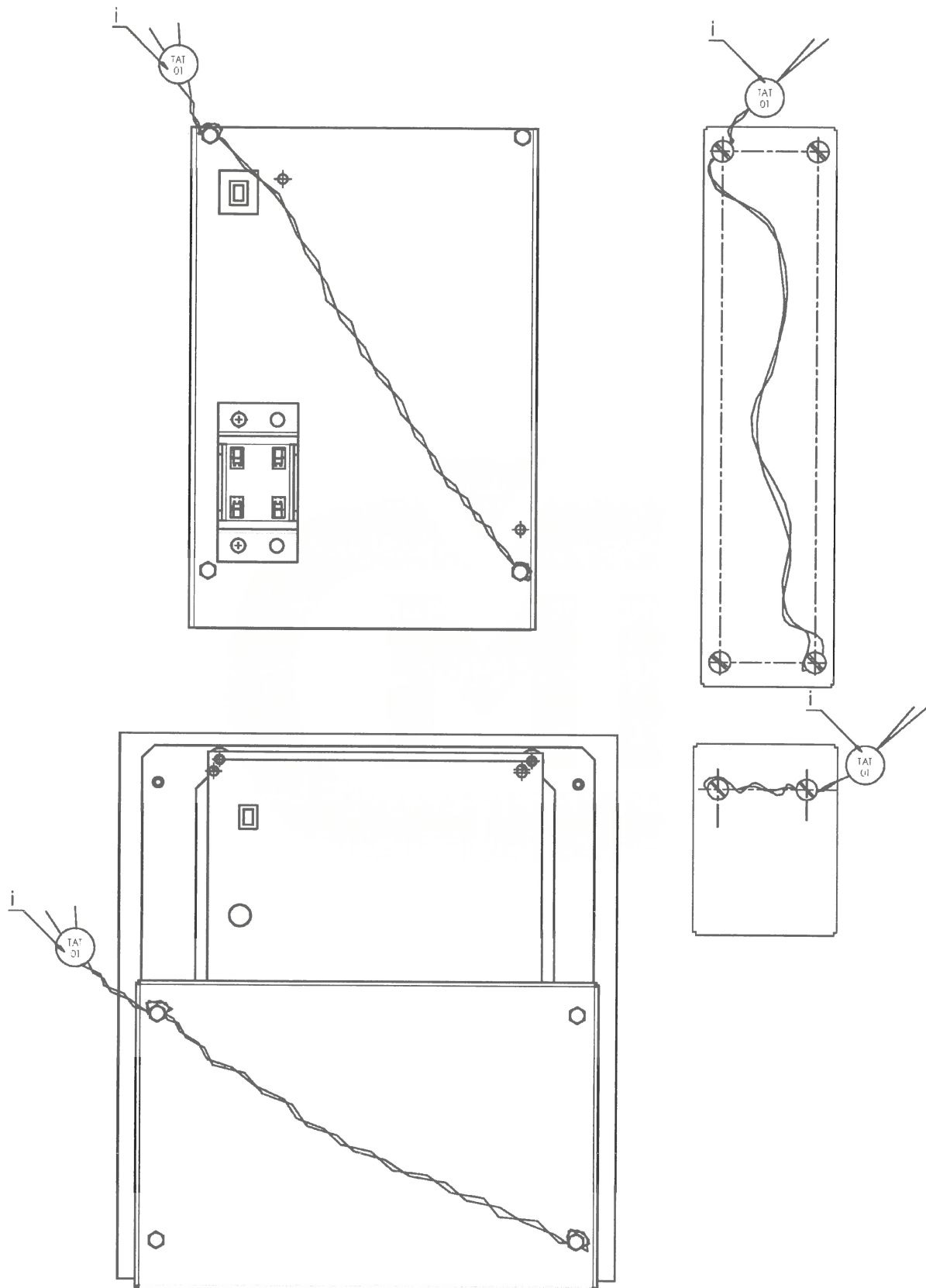
Picture No. 2b: The sealing of FM-1022 measuring transducer with EK-1029 pulser




Picture No. 2c: The sealing of FF-1141 measuring transducer




Picture No. 3: The sealing of totalizing indicating device (examples of covers)



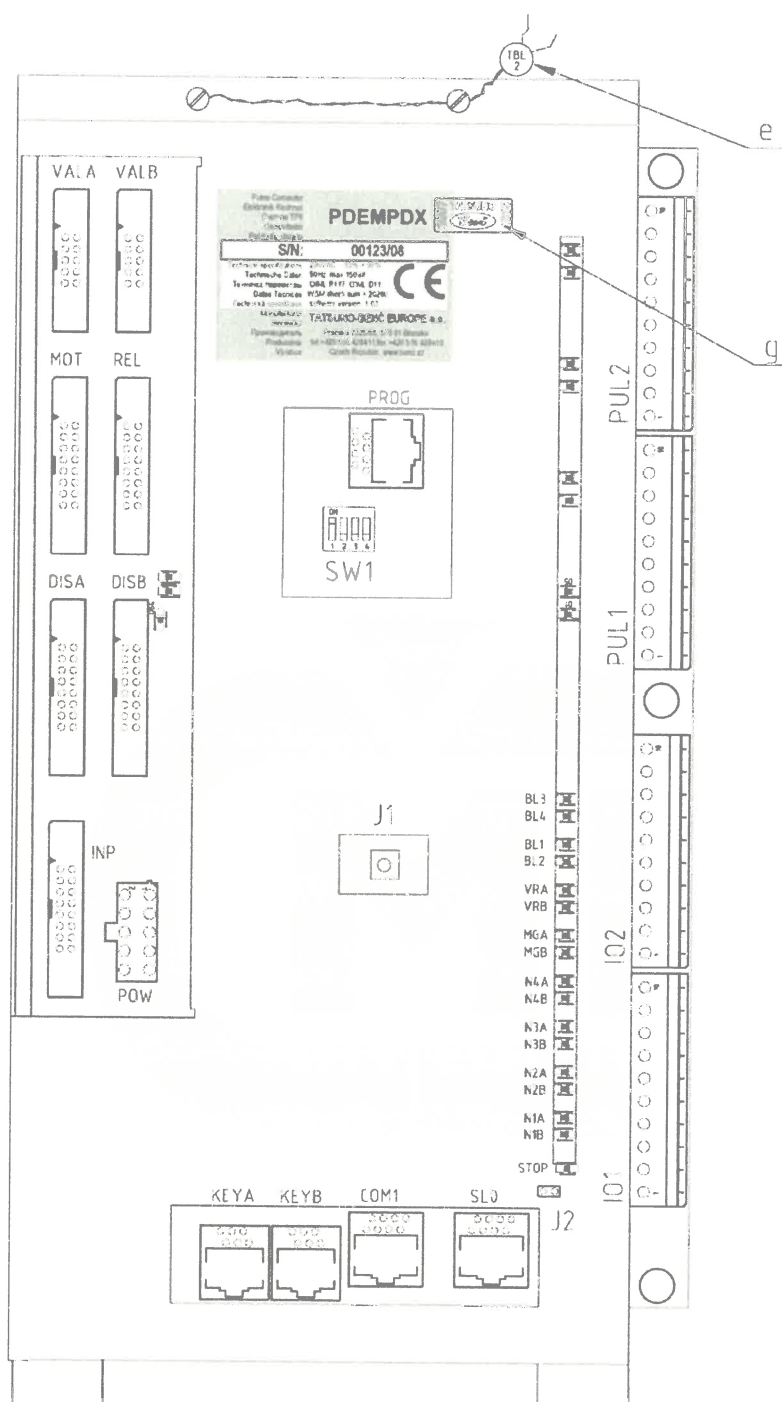
Picture No. 3a: Sealing of the totalizing indicating device with proportional display PDEDU



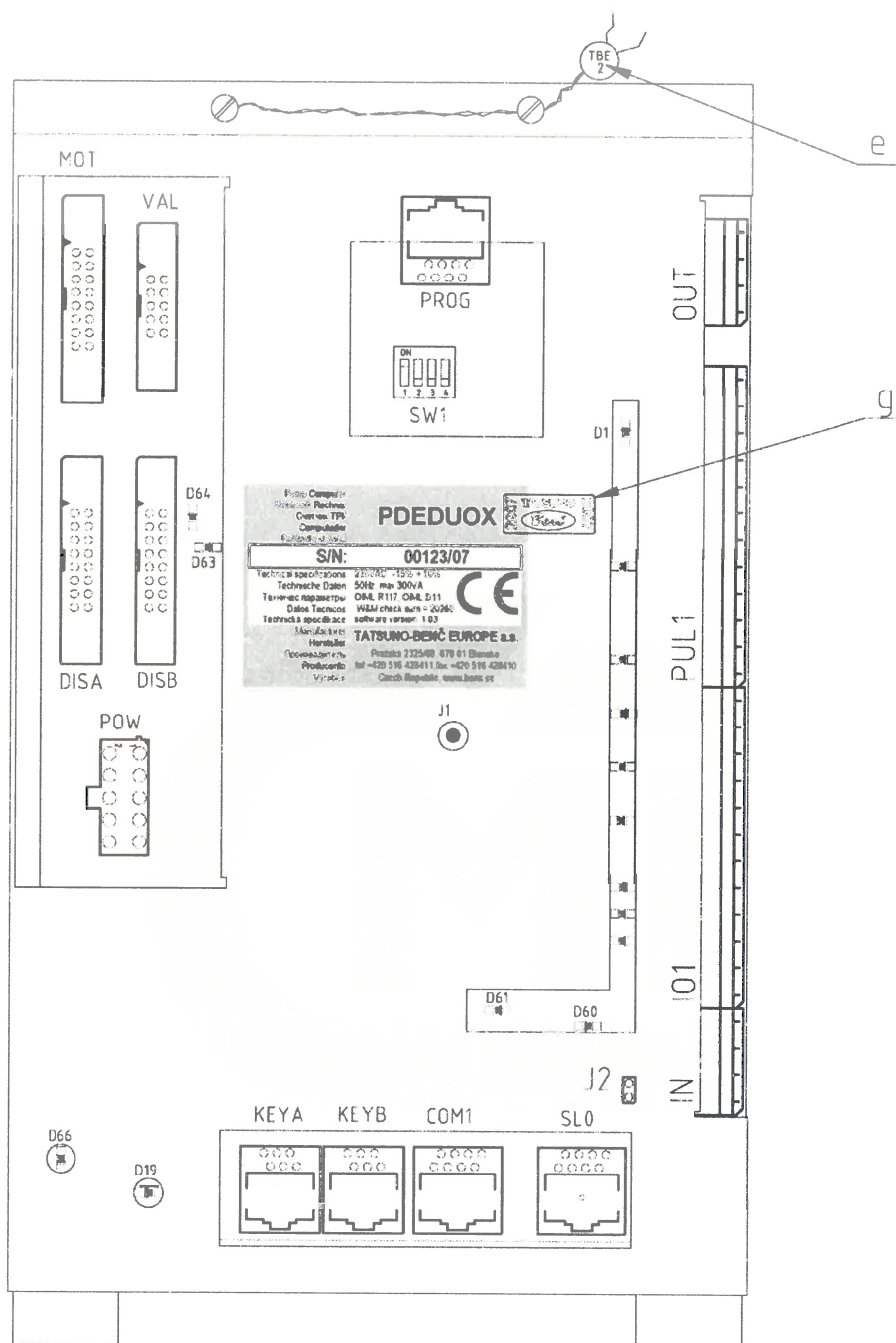
Picture No. 3b: Sealing of the totalizing indicating device with display PDEDIL V6



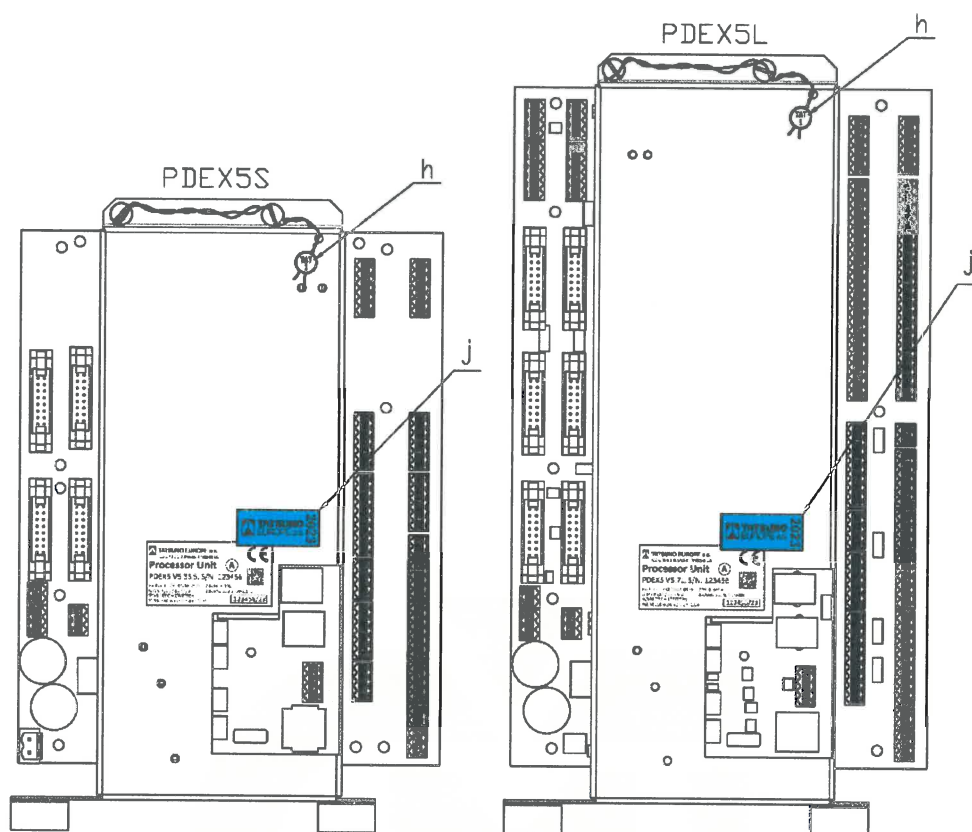
Picture No. 4: The sealing of PDEMPDX calculator



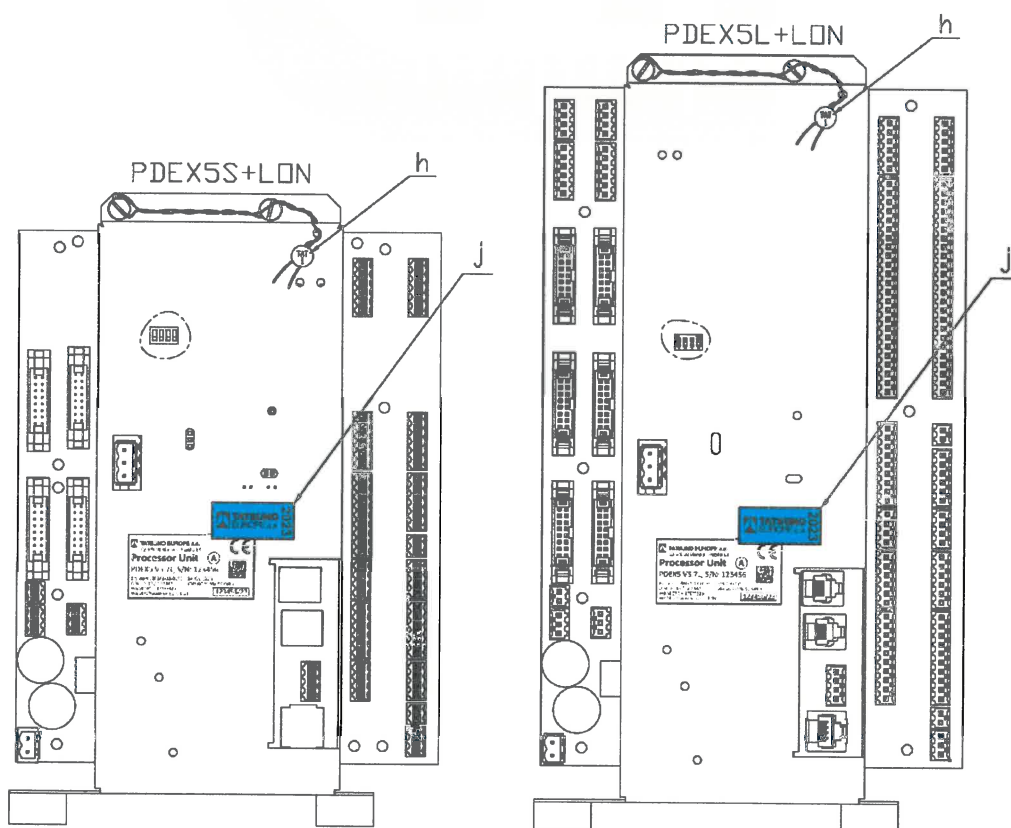
Picture No. 5: The sealing of PDEDUOX calculator



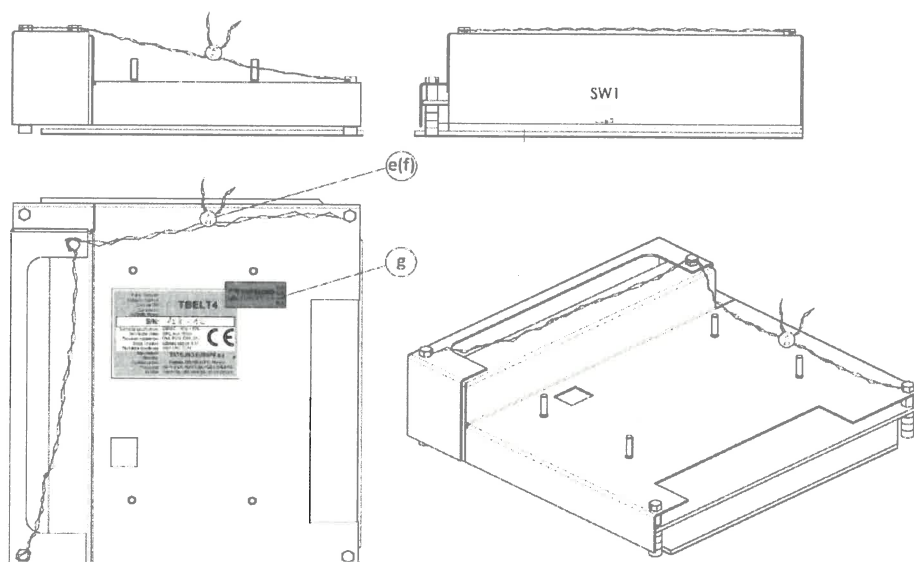
Picture No. 5a: The sealing of PDEX5 calculator (modification PDEX5S and PDEX5L)



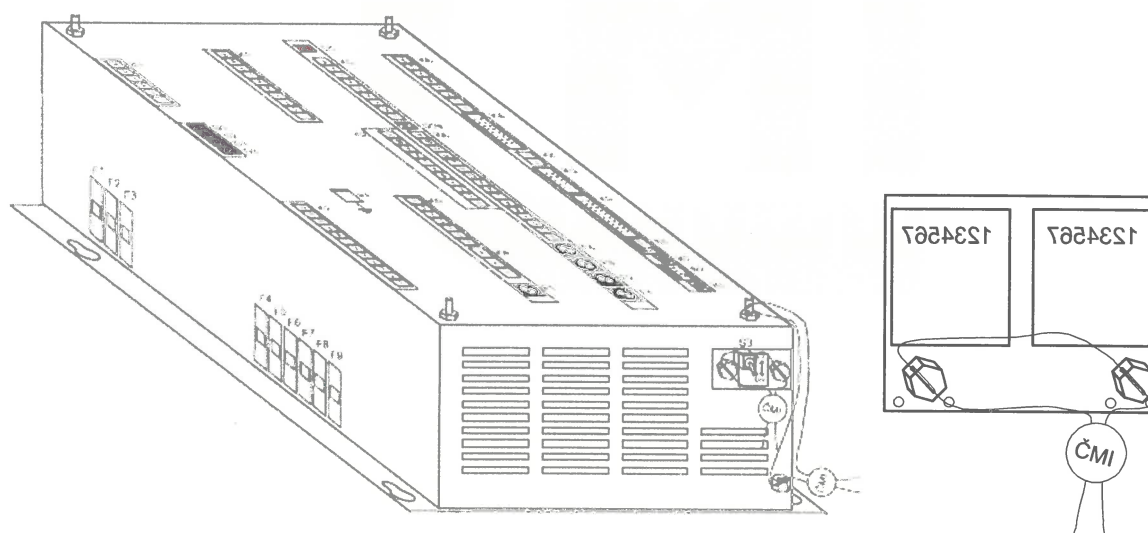
Picture No. 5b: The sealing of PDEX5 calculator with IFSF LON (modification PDEX5S and PDEX5L)




Picture No. 6: The sealing of TBELTx calculator




Picture No. 7: The sealing of the UNIDATAZ CDC electronic calculator with totalizer




Picture No. 8: Sealing of calibration switch of Hectronic GmbH TA2331 self-service device



Picture No. 9: Sealing of CPU and flash card of Hectronic GmbH HECSTAR/ HECFLEET NT self-service device



Picture No. 10: Sealing of CPU, type label, flash disk and pulsers of Hectronic GmbH HECONOMY self-service device



Picture No. 11: The sealing of the UNIDATAZ CDCII electronic calculator with totalizer

